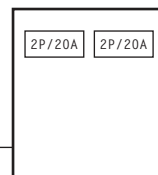


Meter Main
A

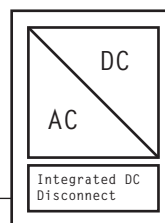


AC Disconnect
60A Lockable
(2) 50A Fuses

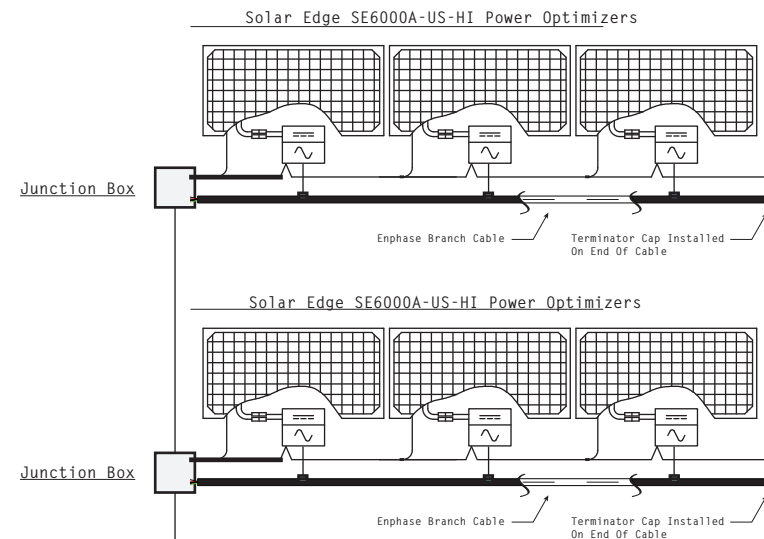


125A
Combiner Panel
(2) 2 Pole
20A Breakers

Inverter



(2) Solar
Edge
SE6000A-US-HI
Inverters



(6) #10 G THHN/THWN Wire
#8 THHN/THWN Wire Ground