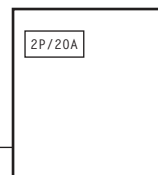


Meter Main
A

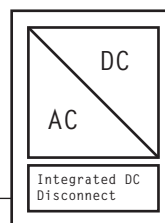


AC Disconnect
60A Lockable
(2) 50A Fuses

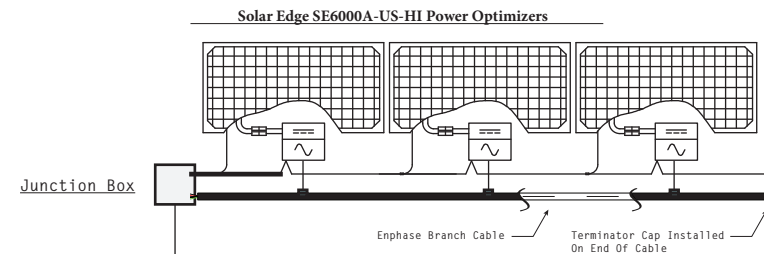


125A
Combiner Panel
(1) 2 Pole
20A Breaker

Inverter



(1) Solar Edge
SE6000A-US-HI
Inverters



(3) #10 G THHN/THWN Wire
#8 THHN/THWN Wire Ground